







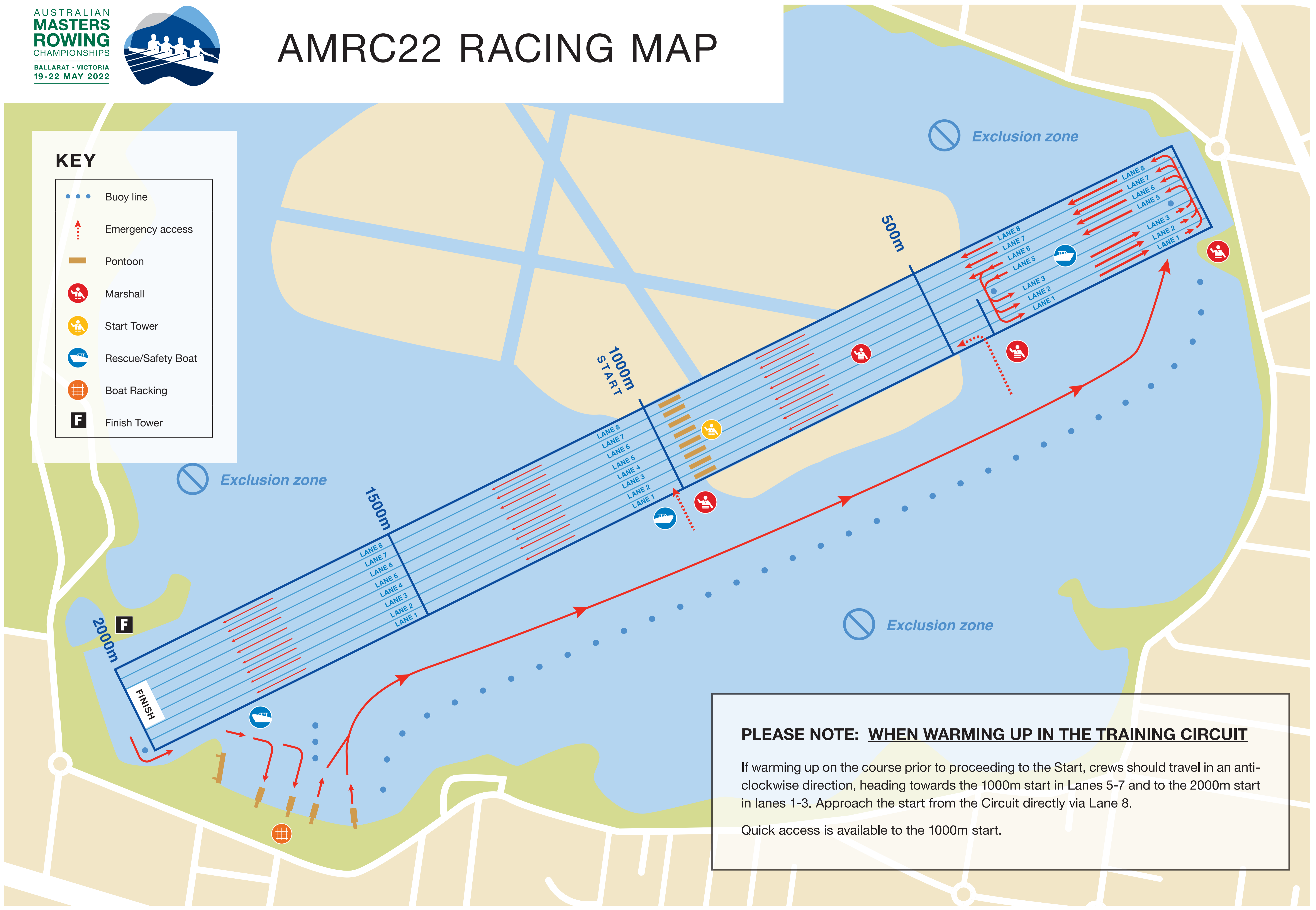




# AMRC22 RACING MAP

## KEY

-  Buoy line
-  Emergency access
-  Pontoon
-  Marshall
-  Start Tower
-  Rescue/Safety Boat
-  Boat Racking
-  Finish Tower



### PLEASE NOTE: WHEN WARMING UP IN THE TRAINING CIRCUIT

If warming up on the course prior to proceeding to the Start, crews should travel in an anti-clockwise direction, heading towards the 1000m start in Lanes 5-7 and to the 2000m start in lanes 1-3. Approach the start from the Circuit directly via Lane 8.

Quick access is available to the 1000m start.